

More
intuitive

Explore ELEteca New Features for Fall 2018

Improved
navigation

Step 1: Log In.

Sign In

Log in using your account on:

Login

[Forgot Password?](#)

No Account?

Create new account

Step 2: Choose your content.

My digital contents

Mundo Real National Edition

 Level 1

print SB, eBook, ELEteca, Online WB, Heritage Learner WB. 

Enrolled into class: **Spanish 101** [leave class](#)

Materials

- [Student Eleteca](#) | [Gradebook](#)  help

More
intuitive

Explore ELEteca

New Features for Fall 2018

Improved
navigation

Step 3 as a student: In ELEteca, choose online activities (1), student book audio or video (2), or activities created by your teacher (3).

The screenshot displays the MUNDOreal MEDIA edition interface. At the top, the logo 'MUNDOreal' is on the left, 'MEDIA edition' is in the center, and a large orange square with the number '1' is on the right. Below the logo, the breadcrumb 'Dashboard / Mundo Real 1' is visible. The main navigation area features three numbered tabs: '1 Activities' (highlighted in red), '2 Student Book Audio / Video', and '3 Teacher activities'. To the right of these tabs, the text 'Class: Spanish 101' and a 'Grades' button are shown. On the left side, a vertical list of units is displayed: 'Unidad 1' (highlighted in blue), 'Unidad 2', 'Unidad 3', 'Unidad 4', and 'Unidad 5'. The main content area for 'Unidad 1' shows a red header 'Hablamos de...' followed by two links: 'Conocer a nuestros compañeros' and 'Las nacionalidades', each preceded by a small icon.

More
intuitive

Explore ELEteca

New Features for Fall 2018

Improved
navigation

Step 3 as a teacher: In ELEteca see the online activities (1), student book audio or video (2), explore the teacher resources (3), or create your own activities (4).

The screenshot displays the ELEteca interface for a teacher. At the top, there is a breadcrumb trail: "Dashboard / Mundo Real 1 / Activities". Below this, a navigation bar contains several elements: a toggle switch labeled "Configure activities", a dropdown menu for "Class" set to "Class One MR 1 Teacher SS One", and a red button labeled "Grades". The main navigation area features four tabs: "Activities" (marked with a circled 1), "Student Book Audio / Video" (marked with a circled 2), "Teacher resources" (marked with a circled 3), and "Teacher activities" (marked with a circled 4). The "Activities" tab is active, showing a list of units on the left: "Unidad 1" (highlighted), "Unidad 2", "Unidad 3", "Unidad 4", "Unidad 5", and "Unidad 6". The main content area for "Unidad 1" includes "Show all" and "Hide all" buttons, a red banner with the text "Hablamos de...", and two icons with labels: a book icon for "Conocer a nuestros compañeros" and an eye icon for "Restrict dates".

**Faster!
Easier!**

Redesigned Gradebook

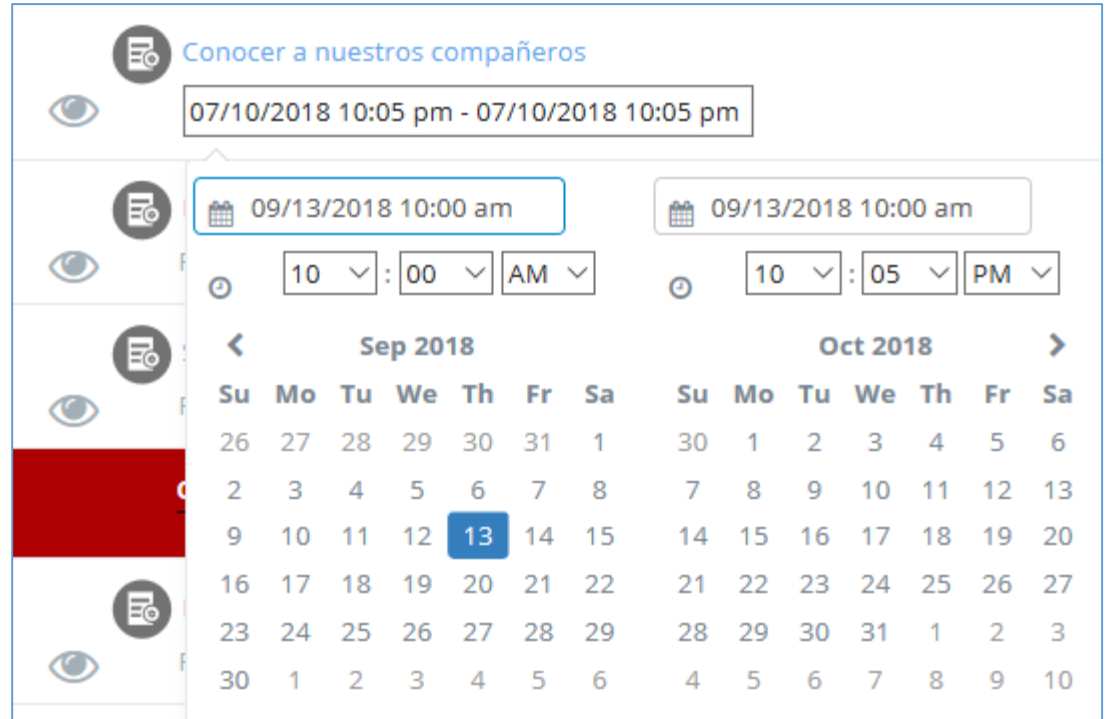
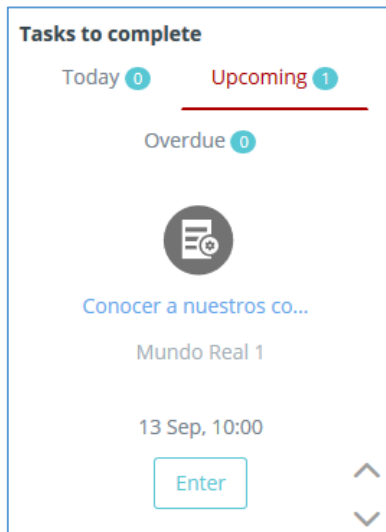
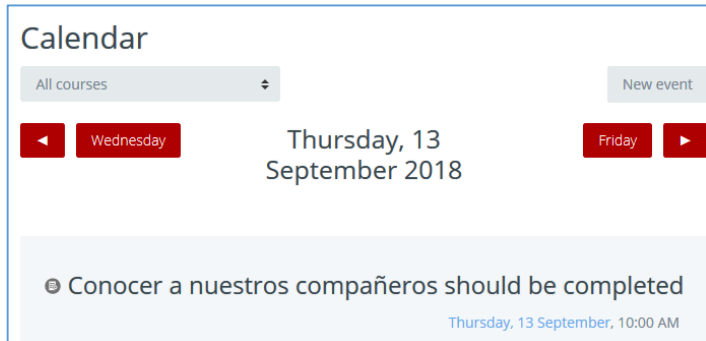
- Search by first name, last name or by “initials” (1)
- Collapsible units (2)
- Direct override of grades (3)

The screenshot shows a gradebook interface. At the top, there is a 'Show' dropdown set to '10' and a 'Search:' field containing 'student 1 Best' (callout 1). Below this is a header row with 'Teacher a...' (callout 2) and 'Unidad 1'. The main table has columns for 'Conocer a nuestros co...', 'Las nacionalidades', 'Saludos y despedidas', 'Información personal', and 'Presentaciones'. A row for 'Student 1 Best' (email: ss1-bse@yopmail.com) shows scores of 70 %, 100 %, and 0 %. A dropdown menu is open for 'Las nacionalidades' (callout 3), showing a score of 0 %.

	Conocer a nuestros co...	Las nacionalidades	Saludos y despedidas	Información personal	Presentaciones
Student 1 Best ss1-bse@yopmail.com	70 %	100 %	0 %	0 %	

- Drop down list for teacher to jump between gradebooks for the other products within the class.
- Performance improvement: new set up allows faster load time

Assign and Track Due Dates Easily



- Assign due dates easily
- Assignment due date automatically shown in class calendar
- Accompanying activities automatically included in student dashboard
- Allows teachers to select or unselect multiple activities at once

Enhanced Help

Find the answers you need easily!

Eleteca FAQs for Teachers

[Home](#)

Here are the answers to the most frequently asked questions we receive at support. We hope that these will offer you some guidance, but please do not hesitate to [contact us](#) if you need more help.

Account Issues

[I have forgotten my password, what can I do?](#)

If you have forgotten your password, click **Forgot Password?** on the ELEteca Sign In page.

Enter the email address you used to page. You will then receive an email password.

[Help for students](#)

Help Tutorials

- Create an account
 - [Create an student account with a code from a book or shared by your school](#)
 - [Access your student account after your school creates it](#)
- Class Management
 - [Join a Class \(Student\)](#)
- Content
 - [eBooks](#)
 - [Add new content to your account](#)

Expanded Help

[Help for teachers](#)

[Help for students](#)

[FAQs](#)

[System requirements](#)

[Contact Support](#)

ELeteca functionality retained (or improved) in the upgrade

- Productive skill activities can be submitted to the teacher and graded
 - Writing
 - Voice recording
- Teacher can create their own activities
 - out of the different templates
 - wiki activities
 - quizzes
 - forums
 - lessons
 - Teachers can upload their own content to share with the class (links to external urls, audio, video, PDFs, edit new pages).
- Teacher can assign activities by class
- Gradebook
 - Review attempts
 - Export to spreadsheet (excel, csv)

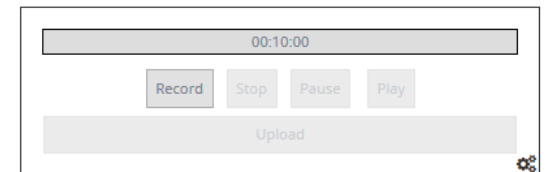


La letra "h"

Record your voice with the following words.

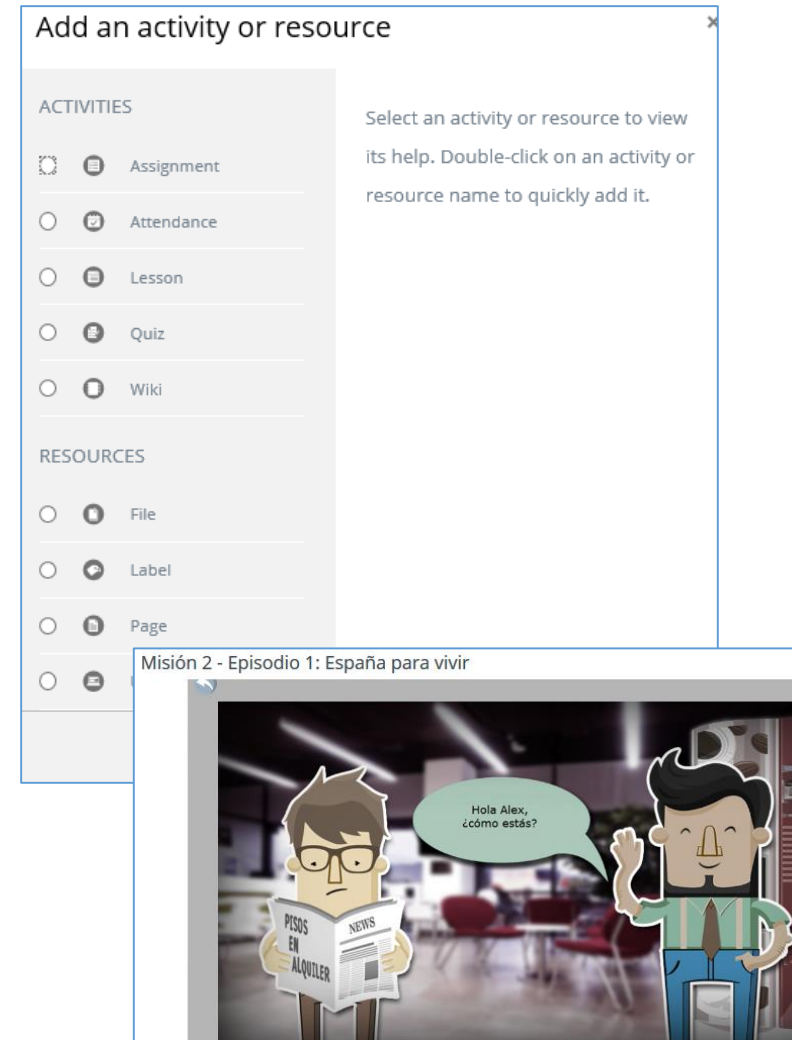
- Historia
- Hospital
- Hablas
- Hambre
- Hogar
- Hache

Current Submission:



ELeteca functionality retained (or improved) in the upgrade

- Messaging system at all levels
 - Teacher to class
 - Students to teachers
- Tablet friendly:
 - Full iPad compatibility (all materials are HTML5 available)
 - Full responsive design
- eBook system:
 - Available applications for off-line use of the eBooks for
 - PC laptops
 - Mac laptops
 - Android
 - iOS (iPads and iPhones)
- ELeteca and eBooks full integration
 - Depending on the purchase, teachers and students can activate all the digital content (including eBooks)
 - Direct access to the eBooks through ELeteca



Need additional help? Please see the [Expanded Help](#) section in ELEteca.

Other questions? Contact your [K-12 Language Specialist](#) or your [Higher Ed Language Specialist](#).